

All systems go

Africa

Innovation and new horizons: Scaling up professional water and sanitation service delivery with utilities

Day 2 Opening Plenary and Discussion | 20 October 2022





Welcome

Simien mountains national park, *Ethiopia*

Introduction



Keynote Presentation
Africa Water and Sanitation
Association (AfWASA)



M. Gilles Djagoun

Senior Water Coordinator
Africa Water and Sanitation Association
(AfWASA)

AfWA at a glance

AfWA's Bodies

- Congress
- General Assembly
- Executive Board
- STC
- Executive Office

Members

- Regular members
- Affiliated Members
- Individual Members
- Honorary Members

Resources

- Membership fees
- Grants
- Subsidies
- Services

- February 1980: Birth of the **UNION OF AFRICAN WATER SUPPLIERS (U.A.W.S.)**.
- During the 1990s, with institutional reforms, new actors emerged (regulators, assets holding companies, sanitation utilities, etc.) that wanted to benefit from the various services offered by AfWA.
- 2004: The Union of African Water suppliers changed objectives and name and was called the **AFRICAN WATER ASSOCIATION (AfWA)**.



AfWA at a glance

VALUES

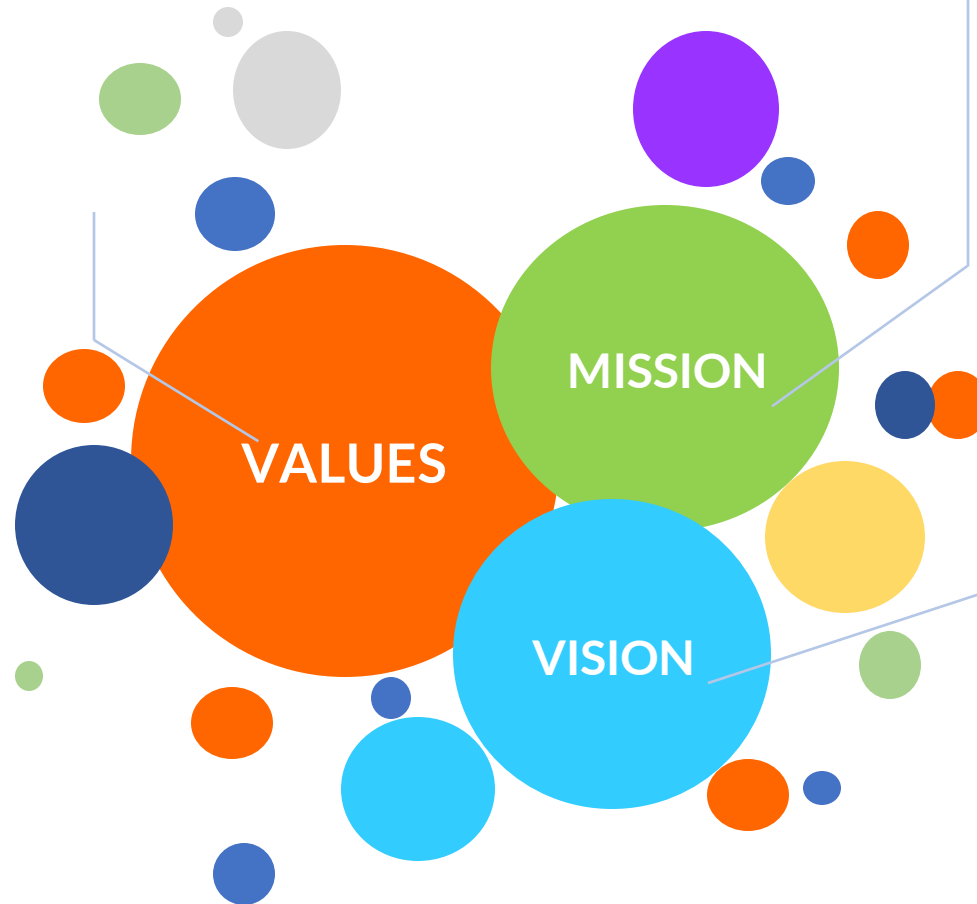
- Professionalism
- Innovation
- Excellence
- Transparency
- Commitment

MISSION

Mobilize stakeholders in the Water and Sanitation sector in Africa to build their capacities for sustainable access for all to water and sanitation services.

VISION

To be the leader in capacity building for actors in the Water and Sanitation sector in Africa.



AfWA at a glance

STRATEGIC AXES

Strategic Direction 1
Strengthening the governance and management of the Association to guarantee better service to members

Strategic Direction 2
Improved membership of AfWA members

Strategic Direction 3
Capacity building of Water and Sanitation operators in Africa to improve their performance

Strategic Direction 4
Diversification of partnerships in the WASH sector for a better impact of actions

Strategic Direction 5
Improvement of the visibility of the Association to strengthen its notoriety

AfWA at a glance

AREAS OF IMPLEMENTATION

1 Knowledge sharing

- AfWA Knowledge Management and Sharing Platform
- STC, Congress, etc.
- Newsletters...
- COP (NRW, WQ, CWIS,)

2 Project and Programmes

- Approach :
 - Pilot → Scaling up
- ▶ Water :
 - Non Revenue Water: (FABRI/USAID, AfriCap/USAID)
 - Water Quality (AfriCap/USAID)
- ▶ Sanitation:
 - WOP → SOP
 - (RASOP/BMGF → CWIS/BMGF)

3 Training

- Internal to project and programmes
- External to project and programmes (Training)
- African Water and Sanitation Academy (Kampala hub with satellites - collaborating centers, institutional phase in progress with GATIWAS for the development of partnerships for implementation)



AfWA implementation strategy

1. Overall coordination at AfWA headquarters in Abidjan,



2. Peer-to-peer learning activities and trainings by the Regional Implementing Partners (REIP) located in the African sub-regions



3. Online and Classroom trainings through the AWASA structure



West Africa: CEMEAU (Burkina Faso)

Central Africa: ERA (Cameroon)

East Africa: IREC/NWSC (Uganda)

Southern Africa: RAND WATER & Ethkwini Municipality

Scaling up professional water and sanitation service delivery with utilities (Why)

- Utilities are the most experienced operators in delivering safely managed water services against SDGs standards across the continent
- African countries will not achieve SDGs without strong and performing utilities in urban and rural areas
- There is an urgent need to extend utility-managed services to small-towns and rural areas across the continent

Scaling up professional water and sanitation service delivery with utilities (Objectives)

- Capacity building and learning among utilities at all levels (training and mentorship)
- Raising the profile of small and medium operators in national, regional and global platforms
- Creating incentives and motivations for improving operator's performance with regular benchmarking

Scaling up professional water and sanitation service delivery with utilities (Activities)

Support from AfDB, IRC and German Cooperation (GAPWAS) for the development of a **benchmarking database for large, medium and small operators**

Association Africaine de l'Eau

Accueil Catalogue des indicateurs Opérateurs Se connecter S'inscrire FR

INDICATEUR DE PERFORMANCE, ANALYSE EN TEMPS REELLE, BENCHMARKING

La première plateforme de communication et d'échange de données entre le grand public et les professionnels du milieu de l'eau.

SODECI ONEA NEP



Benchmarking of Water utilities

Self-assessment questionnaire

GENERAL INFORMATION

SECTION 1 : Contacts

1.1 The utility's full name

Association Africaine de l'Eau

Accueil Catalogue des indicateurs Opérateurs Se connecter S'inscrire FR

Decouvrir nos meilleurs indicateurs

Commencer le benchmarking en cliquant sur le bouton détail de l'indicateur.

[Accéder au catalogue](#)



Scaling up professional water and sanitation service delivery with utilities (Call)

1. Small and medium operators in WASH across the continent to register and join AfWA to take advantage of regional opportunities
2. Regional and global partners to support AfWA's agenda for promoting utilities
3. National authorities to unleash the power of professional operators for accelerating the achievement of safely managed services across Africa

SAVE THE DATE

90th Scientific and Technical Council:

Abidjan, 21 - 25 November 2022

21st AfWA International Congress and Exhibition

Abidjan, 13 - 23 February 2023





Thanks and see you soon!

Visitez nous: www.afwa-hq.org

afwa.km.afwa-hq.org



Panel 1

Systems change in utilities



Introduction



Jane Nabunnya Mulumba
IRC Uganda Country Director

Panellists



Faustina Boachie
Chief Manager
Ghana Water Company
Limited Ghana



Ousmane Pitroipa
Director of Drinking
Water Operations
Office national de l'eau et
de l'assainissement
(ONEA) Burkina Faso



Vincent de Paul Mugwaneza
Director of Rural Water
and Sanitation Services
Rwanda Water and Sanitation
Corporation (WASAC)
Rwanda



Gilles Djagoun
Coordinateur principal
pour l'eau
Association africaine de
l'eau et de
l'assainissement (AAE)

Ghana Water Company Limited




Faustina Boachie
Chief Manager
Ghana Water Company
Limited Ghana

Ghana Water Company Limited

- **Existence since**
1999 (GWCL), <1999 (GWSC), >1920s (1st Systems)
- **Location(s)/geographic coverage**
Urban Areas of Ghana
(communities > 5,000 people)
- **Product/service offered**
Piped water service provision
(incl. production, transmission, distribution, commercial)
- **Number of installations run/households served (if applicable)**
± 870,000 connections, ± 90 systems, ± 100 district offices
- **# of staff**
± 5,000
- **Annual Revenue (Water Sales - Average)**
\$150,125,823
- **Customer categories**
Residential, non residential, institutional, government, industrial, etc.





Office national de l'eau et de
l'assainissement (ONEA)
Burkina Faso

Ousmane Pitroipa
Office national de
l'eau et de
l'assainissement
(ONEA) Burkina Faso

Office national de l'eau et de l'assainissement

- **Existence since:** 1985
- **Location(s)/geographic coverage**
40 +Urban areas (>10,000 inhabitants) + some small towns
- **Number of connections:**
± 414,602 subscribers
- **Number of staff**
± 1007 (2018)
- **Product/service offered**
Piped water service provision, stand taps for households and businesses
- Sanitation for households, schools and communities (on-site and with sewerage)
- **Annual capital :** 3.08 million FCFA (US\$ 4.4 million) 100% from state
- **Annual net income :** 3.8 million FCFA (US\$ 5.4 million)



Rwanda Water and Sanitation Corporation (WASAC)



**Vincent de Paul
Mugwaneza**

Director of Rural Water and Sanitation
Services Rwanda Water and Sanitation
Corporation (WASAC)
Rwanda

Rwanda Water and Sanitation Corporation (WASAC)

- **Existence since**
1976 (2014 > 2006 > 1999 > 1976 > 1938)
- **Form**
Limited liability company with government as sole shareholder
- **Location(s)/geographic coverage**
Water and sanitation in urban areas (large cities and satellite towns)
- **Other services**
Technical assistance to districts for planning and development, project streamlining
- **Number of supply systems:**
20 branch offices (6 in Kigali)
25 water treatment plants and distribution systems
- **Total annual revenue (2020)**
66 billion RWF (US\$ 61.8 million), 37% internally generated



Interlude

Bunyonyi lake in *Uganda*



Panel 2

Systems change on the continent



Moderation



Jane Nabunnya Mulumba
IRC Uganda Country Director

Panellists



Ing. Dr. Clifford Braimah
Managing Director
Ghana Water Company
Limited



Avo Ratoarijaona
Deputy Chief of Party
RANO WASH
CARE Madagascar



Jacques Nzitonda
Sezira
Director of Water and
Sanitation, Rwanda Utilities
Regulatory Agency (RURA)



Oswald Chanda
Director for Water and
Sanitation
African Development Bank

Questions from the audience




Closing remarks




Afar, Ethiopia

Logistical announcements

Note: All sessions scheduled for the Pearl Meeting Room are moved to the Palm Jumeirah Meeting Room



Closing remarks



All systems go Africa

19 - 21 October 2022 | Accra, Ghana

Find out more

www.ircwash.org/all-systems-go-africa

